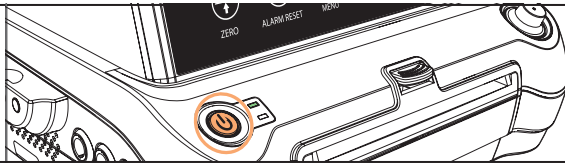


# Quick Guide

This Quick Guide does not replace the Instructions For Use.

## Starting a recording

Push the power button.



Press and hold the "START/STOP" key to start and stop or pause recordings.

Press the "PRINT" key to start and stop printing. Retrospective printing is possible.


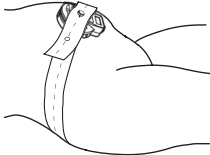


Press "ALARM RESET" key to confirm ongoing alarms.

Press and hold the "MENU" key for a few seconds to lock/unlock the touch screen.

## External recording - TOCO

Place the TOCO over the fundus.



Connect the TOCO transducer to SRF618 B6.

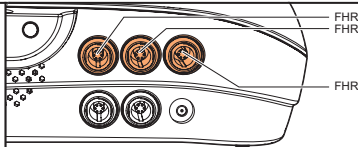


To Zero the TOCO signal, press "ZERO" touch key between contractions.

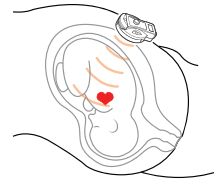
## External recording - Ultrasound



Apply ultrasound gel on the Ultrasound transducer.



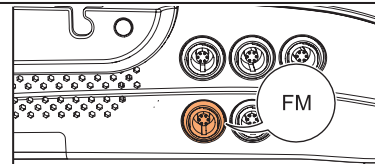
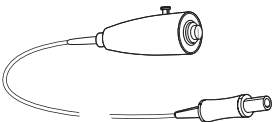
Connect the Ultrasound transducers to SRF618 B6.



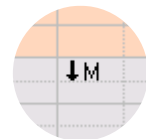
Place the transducer on the maternal abdomen.

## Fetal movement marker

Wired Fetal movement marker.



Connect the wired Fetal movement marker to SRF618 B6.



Fetal movement mark on screen.

# Operating the device

View event log

Tools submenu

Quick settings menu

Scroll CTG trace

**Quick settings.**  
The settings made in the quick settings dialog apply to the present recording only.

Press the “BED” touch key. The quick settings screen is displayed.

OR

Select “Quick settings menu”.

Access settings using “Tools submenu”.

Event log window. To add and review alarm conditions and annotations.

To review the results of automated CTG Analysis, press “Analysis Result” in the “Tools submenu”.

To enter Patient information, press “Patient Information” in the “Tools submenu”.

**CE 0123** **Guangzhou Sunray Medical Apparatus Co., Ltd.** **Sales, Service & Support** **Neoventa Medical AB** **Norra Ågatan 32, 431 35 Mölndal, Sweden**  
 38 Gaok Road, Gaotang Industry District, GuangShanEr Road, Guangzhou, People’s Republic of China, Postal code: 510520  
 Tel: +86-20-87036513 Website: www.sunray.cn  
 Tel: +46 31 758 32 00 Website: www.neoventa.com  
 Technical Support  
 Tel: +46 31 758 32 12 E-mail: ts@neoventa.com

